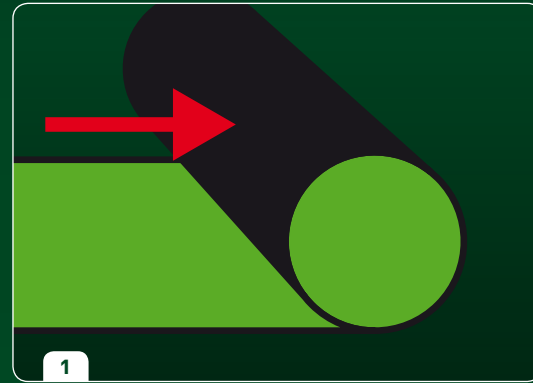



### Installation of the artificial grass



1 Roll out the artificial grass




2 Cut the edges



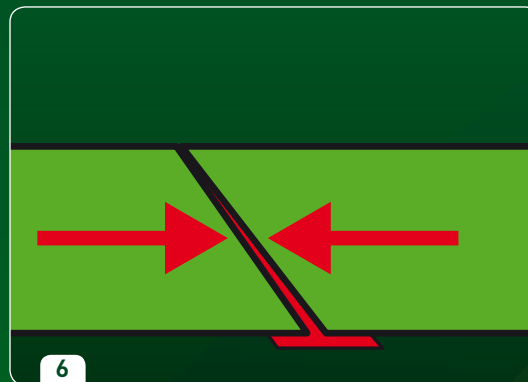
3 Unroll the next roll and cut the edges



4 Lay out adhesive tape between the rolls



5 Apply glue to the adhesive tape



6 Join the edges of the two rolls together

Feel free to contact us!



**avalon**

Avalon b.v.  
Dinxperlosestraatweg 52  
7122 AH Aalten  
The Netherlands

T +31 (0)543 20 00 10  
F +31 (0)543 20 00 11  
E info@avalongrass.com  
I www.avalongrass.com

**avalon**

## SAN SIRO SERIES


strong and very durable  
less skin abrasion  
extremely good resilience  
good grip of the studs  
no sand or rubber infill  
indoor and outdoor



# San Siro series



San Siro is made of a combination of curled Polyethelene monofilament and straight Polyethelene fibrillated yarns. As San Siro doesn't require any infill, this product is perfect for both in- and outdoor pitches.



## Outstanding features of the San Siro series

- Product is made of strong and very durable polyethelene fibrillated straight yarn and texturized polyethelene monofilament yarn, which gives a perfect balance of wear, resilience, softness and coverage;
- Less skin abrasion;
- Good ball roll and bounce;
- Strong anchorage of the yarn due to the combination of fibrillated and monofilament yarn and the double with fleece stabilized primary backing;
- Because of the thatchzone, the polyethelene fibrillated yarn has an extremely good resilience;
- Good grip of the studs;
- No sand or rubber infill, which results in lower maintenance and reduction of smell;
- Good visibility of the lines;
- Easy to install and remove.

The San Siro series is available in pile heights of 24 mm and 32 mm. White lining material can be tufted on one side of the roll. For larger projects, rolls can be produced according to a specific installation schedule.

PE fibrillated straight yarn and texturized PE monofilament

no sand or rubber infill needed

fleece stabilized primary backing

## 7-Years warranty

Avalon carries products that utilize the highest quality materials and the latest manufacturing techniques in the production of artificial grass. Avalon offers a 7-years manufacturer's artificial grass warranty. Please check the Avalon website for a detailed version of the warranty agreement.



The San Siro series is tested according to the EN13501-1.

"San Siro is the best non-infill artificial grass series I've ever played on"



## We have San Siro references in the following countries

Austria, Belgium, Croatia, Czech Republic, Denmark, France, Germany, Hungary, Morocco, Poland, Portugal, Romania, Slovakia, Spain, Sweden, Switzerland, The Netherlands, United Arab Emirates, United Kingdom.



## Realized projects



Multi pitch, Switzerland



5-a-side football pitch, Morocco



Football pitch, UAE

## Maintenance and recommendations

### To start with:

- Only walk on the surface with correct shoes
- Do not throw any chewing gum onto the surface
- Do not smoke on the surface
- Do not throw any glass or other litter on the surface
- Do not put any heavy or sharp objects on the artificial grass
- Do not play on a surface that is damaged, it must always first be repaired so as not to make the damage any worse
- No vehicles should go on the surface, except for specific maintenance machines
- It is not advisable to walk on a snow covered surface or one that is thawing

### Maintenance carried out by user/owner

- Remove weeds
- Remove moss, soil, leaves and pine needles
- Remove canteen waste
- Brush or drag mat
- Keep infill loose and topped-up
- Monitor lines and seams
- Monitor penalty spot and goal area

### Recommendations

- Check drainage every two years
- Clear vegetation (moss/weed) two or three times a year
- If the pitch is holding water contact a specialist
- Remove snow with a snowblower. Using a brush or snow-plough may damage the fibres and seams of the pitch.

For a more comprehensive maintenance-instruction feel free to contact us.